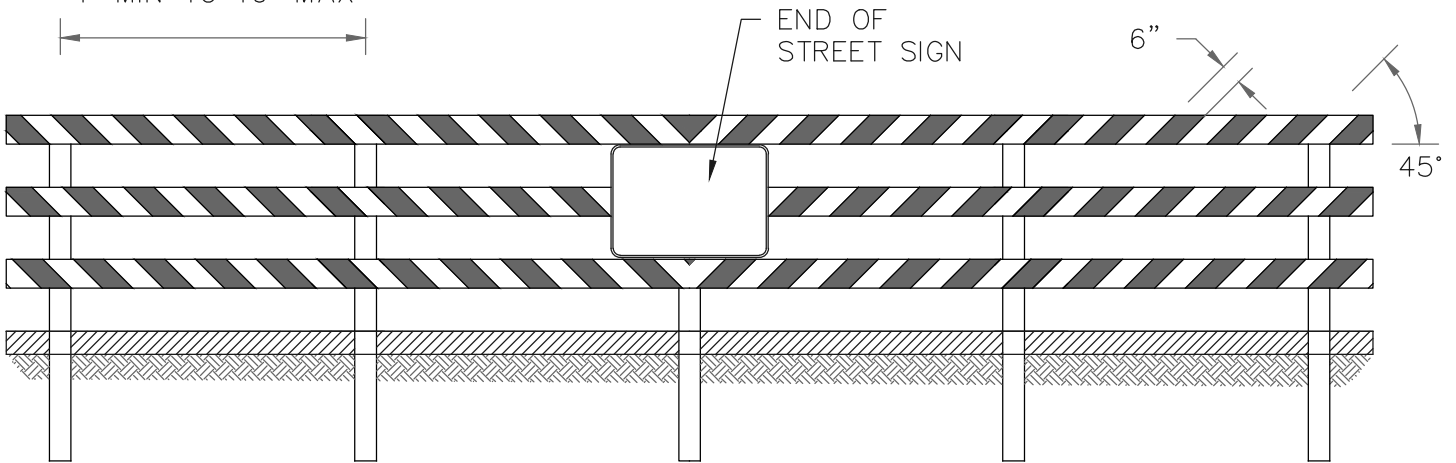
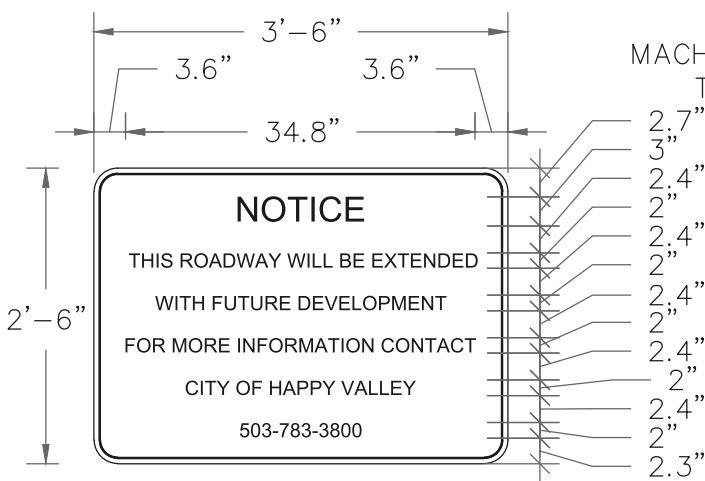


POST SPACING, TYP.
4' MIN TO 10' MAX



STREET BARRICADE

SCALE = N.T.S.



- INSTALL IN CENTER OF STREET BARRICADES.
- REFLECTIVE WHITE WITH BLACK 0.5" BORDER.
- 0.080 THICK ALUMINUM
- 3" CORNER RADIUS.
- ASTM TYPE III/IV

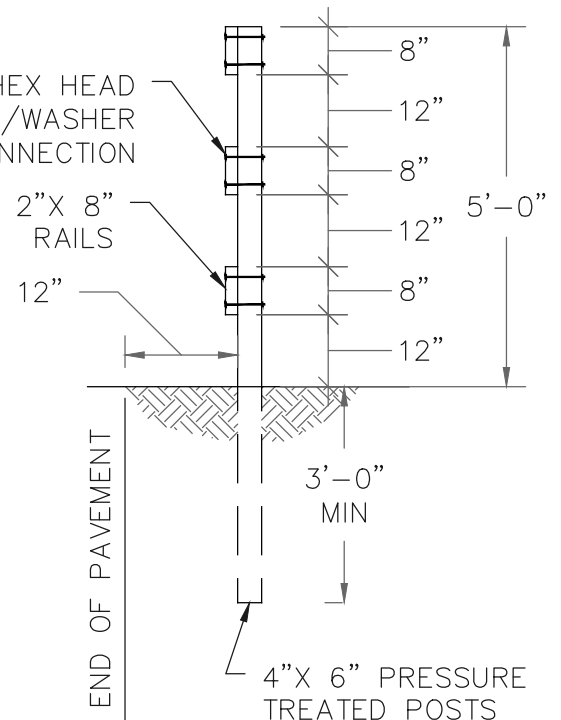
END OF STREET SIGN

SCALE = N.T.S.

NOTES:

1. STREET BARRICADES SHALL BE USED TO WARN ROAD USERS OF THE END OF A STREET WHERE A DROP OFF HAZARD EXISTS (SLOPES GREATER THAN 3:1). IF THERE IS NO DROP OFF HAZARD USE DWG NO. 315.
2. RAILS ARE TO BE WHITE AND RED UNCAPSULATED LENS SHEETING, 0.08 THICK ALUMINUM.
3. SEE SECTION 6F.68 TYPE 1, 2 OR 3 BARRICADES FROM THE MANUAL ON UNIFORM TRAFFIC CONTROL DEVICES FOR STREETS AND HIGHWAYS (MUTCD, LATEST EDITION).

5/8" GALV. HEX HEAD
MACHINE BOLT W/WASHER
TWO PER CONNECTION



**STREET BARRICADE
CROSS-SECTION**

SCALE = N.T.S.



**CITY OF HAPPY VALLEY
ENGINEERING DIVISION**
16000 SE MISTY DRIVE
HAPPY VALLEY, OR 97086

DWG NO: 310

CITY ENGINEER
CAROL EARLE, P.E.

TYPE III STREET BARRICADE

DATE: 4/1/2019

REVISED BY: PCB/JHH